



FILMED

LABORATOIRES

BIONUTRINECK TO REFRESH,
REJUVENATE, REHYDRATE


YOUR 360° TAILOR-MADE ROUTINE

“

Lift, boost, smooth. Turn heads

The neck is one of the most delicate areas of the body. We use our necks almost continually, it's exposed to more sun and environmental elements and is highly visible. Our use of smartphones means we crease and fold our necks more than ever. With thinner skin and fewer oil glands to improve elasticity our necks can show the signs of aging quickly.

BIONUTRINECK has been specifically designed to target this delicate zone with a complete 360° routine. It's for filling fine lines, moisturizing, adding radiance and tone boosting for tired-looking necks.



Refresh, rejuvenate, rehydrate

BIONUTRINECK. One protocol, two medical approaches for a tailor-made solution.

This protocol can be customised to the individual and combines in clinic treatments with a cosmetic SKIN PERFUSION routine at home:

BIONUTRINECK BIOREVITALISATION to hydrate and plump the neck. The ideal solution to revitalise your neck even if you have no visible aging signs or if you are bothered by the apparition of the first necklines.

BIONUTRINECK REJUVENATION to restore and correct visible signs of aging.

- Improved skin texture.
- Correction of fine lines and wrinkles.
- Improved elasticity.
- Hydration.



In clinic BIONUTRINECK Revitalisation

To hydrate & plump
3 step protocol

STEP 1:

Your practitioner will start by applying the BRIGHT PEEL® by Laboratoires FILLMED that will target uneven skin and fine lines disorders. It is adapted to sensitive skin.

NCTF® 135 HA cannot be injected on any disruption of skin barrier of the treated area. A full recovery of the skin is necessary before injecting NCTF® 135 HA.

STEP 2:

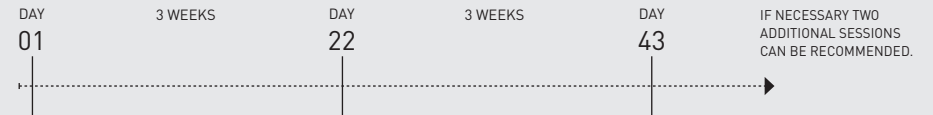
During the 2nd step, your practitioner will inject into the upper dermis the revitalising solution of NCTF® 135 HA every 1-1.5 cm to cover the whole area. This solution comprising hyaluronic acid and 59 ingredients (vitamins, amino-acids, antioxidants...) will be injected with the very precise and safe NANOSOFT™ needle that will reduce the risk of bruising and minimize pain during the injection.

STEP 3:

The soothing B3-RECOVERY CREAM and the hydrating HAB5-HYDRA SERUM will smoothly complete this protocol at home. Apply the serum once the skin barrier is completely recovered.

NCTF® 135 HA AND BRIGHT PEEL®: REVITALISE

IN CLINIC PROTOCOL: 3 SESSIONS SPACED 3 WEEKS APART



FOR EACH SESSION PROTOCOL:

STEP 1
SUPERFICIAL PEELING



BRIGHT PEEL®

STEP 2
MULTIPUNCTURE INJECTION




NCTF® 135 HA & NANOSOFT™

STEP 3
POST-ACT SKINCARE



B3-RECOVERY CREAM
HAB5-HYDRA SERUM



In clinic BIONUTRINECK Rejuvenation

To restore and correct visible signs
3 step protocol

STEP 1:

Your practitioner will start by applying the BRIGHT PEEL® that will target uneven skin and fine lines. It is adapted to sensitive skin.

M-HA® 10 cannot be injected on any disruption of skin barrier of the treated area. A full recovery of the skin is necessary before injecting M-HA® 10.

STEP 2:

During the 2nd step, your practitioner will inject into the upper dermis the M-HA® 10, a hyaluronic acid solution, with the very precise and safe NANOSOFT™ needle that will reduce the risk of bruising and minimize pain during the injection. The injections will be done alongside the existing lines and will depend on the number of lines.

STEP 3:

The soothing B3-RECOVERY CREAM and the hydrating HAB5-HYDRA SERUM will smoothly complete this protocol at home. Apply the serum once the skin barrier is completely recovered.

M-HA® 10 AND BRIGHT PEEL®: REJUVENATE

IN CLINIC PROTOCOL: 3 SESSIONS SPACED 3 WEEKS APART



FOR EACH SESSION PROTOCOL:

STEP 1
SUPERFICIAL PEELING



BRIGHT PEEL®

STEP 2
MULTIPUNCTURE INJECTION

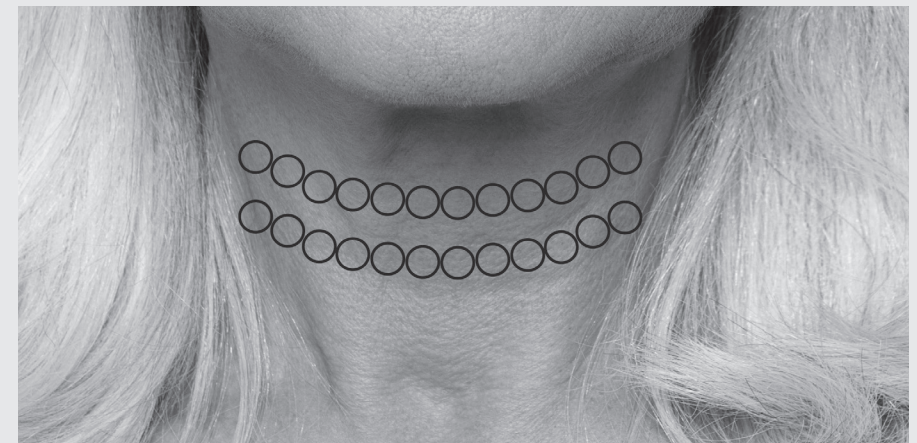


M-HA® 10 & NANOSOFT™

STEP 3
POST-ACT SKINCARE



B3-RECOVERY CREAM
HAB5-HYDRA SERUM



At home SKIN PERFUSION routine

Complement with a homecare SKIN PERFUSION prescription for great results.



B3-RECOVERY CREAM

POST-PROCEDURE

Soothing cream to avoid uncomfortable sensations following an aesthetic procedure. The formula is specially designed to protect sensitive and reactive skin from aggressions. Apply repeatedly to the area needing treatment.



HAB5-HYDRA SERUM

APPLY MORNINGS AND/OR EVENINGS BEFORE THE CREAM

This serum improves hydration and plumps the skin. It contains hyaluronic acid and vitamin B5, known for its capacity to act as a water catcher and immediately enhance the skin moisture. Clinical study* has shown significant improvement in the skin hydration and radiance.



*Clinical evaluation of HAB5-HYDRA SERUM moisturizing effect on healthy volunteers, December 2019, 20 volunteers, 54,25 +/- 5,88 years

A complete 360° head turner

The power of BIONUTRINECK.



BEFORE



AFTER

BENEFITS

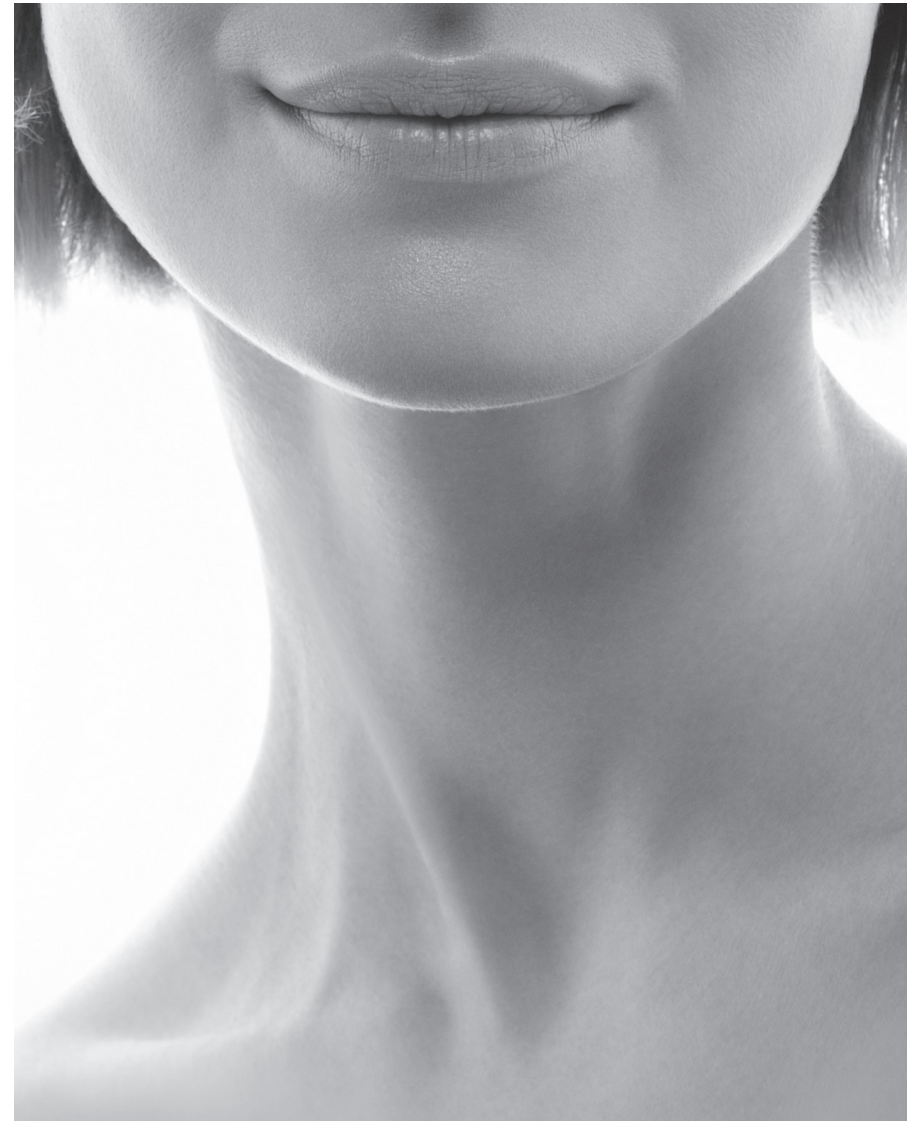
Necklines, hydration, elasticity, improved skin quality

SAFETY

NANOSOFT™: optimal safety, ideal for the neck

BIONUTRINECK SEASONALITY

Protocol adapted to all seasons, even summer
(exposure to sun, UV rays and freezing temperatures
should be avoided at least 48 hours after injection.)





BEAUTY IS AN ART, WE MADE IT A SCIENCE

Laboratoires FILL-MED – Registered trademark – 2-4, rue de Lisbonne – 75008 Paris – Tel. : +33 (0)1 88 40 12 80 – www.fillmed.com

NCTF®135 HA and M-HA® 10 are injectable medical devices. NANOSOFT™ is a medical device designed for intradermal injections by microneedles. Ask your doctor for advice. If any adverse event occurs, please inform your doctor. **Each distributor or each subsidiary is responsible for making this document compliant to its local regulations.** Vigilance contact (notification of an adverse event): vigilance@fillmed.com.